



Retail Space Available for Lease

30,400 - 86,414 Sq. Ft. across Two Stories
CAN BE LEASED CONTIGUOUSLY OR AS SEPARATE FLOORS!

POSITION YOUR SHOP IN A PROMINENT
RETAIL CLUSTER LOCATED NEAR PHILLY!

WILLOW GROVE PARK
2500 W. Moreland Road
Willow Grove, PA 19090

Exceptional opportunity located in a high-profile retail corridor, surrounded by national tenants and offering near-direct access to I-279!




MARK ANDERSON
Senior Vice President | Pittsburgh
Retail Brokerage
412 515 8521
marke.anderson@colliers.com

TODD SUSSMAN
Senior Vice President | Philadelphia
Retail Brokerage
215 928 7575
todd.sussman@colliers.com

JONATHAN LEVINSON
Senior Associate | Pittsburgh
Retail Brokerage
412 515 8521
jonathan.levinson@colliers.com


Are you interested in this retail space? Get in touch with our agents:
Mark E. Anderson, Todd Sussman, or Jonathan Levinson

 Willow Grove Park is a 4-Star, Class A retail asset



Get connected with *millions* of customers.

Willow Grove Park is the premier retail and entertainment destination in Montgomery County, and one of the largest shopping centers in Pennsylvania. Averaging 5 million visits on an annual basis, this mall attracts a wide range of demographics with over 100 national retailers, onsite carousel and water fountain, over a dozen restaurant options, and year-round event programming for communities and families.



Willow Grove Park's signature fountain

Willow Grove Park Mall QUICK STATS

Annual Visitor Count	1,300,000
Annual Visitor Frequency	4.13
Avg. Visitor Dwell Time	70 minutes
Visits Y-o-Y	+0.8%

High traffic location, flexible terms.


This leasing opportunity presents tenants with the option to occupy 56,014 sq. ft. on the building's second floor, 30,400 sq. ft. on the third floor, or both stories for a contiguous 86,414 sq. ft.

The second floor is located immediately adjacent to a main entry of Willow Grove Park mall. Both floors are connected internally via escalator.

AREA DEMOGRAPHICS



 **AVG. HH INCOME**
\$144,600

 **DAYTIME POPULATION**
632,000

 **AVG. HH RETAIL SPENDING**
\$39,500 PER YEAR

 **TRADE AREA POPULATION**
1,300,000

Meet a few of your new neighbors:



1000+ FREE SURFACE SPACES


CONNECTED PARKING DECK


FREE MALL-WIDE COMMON WIFI

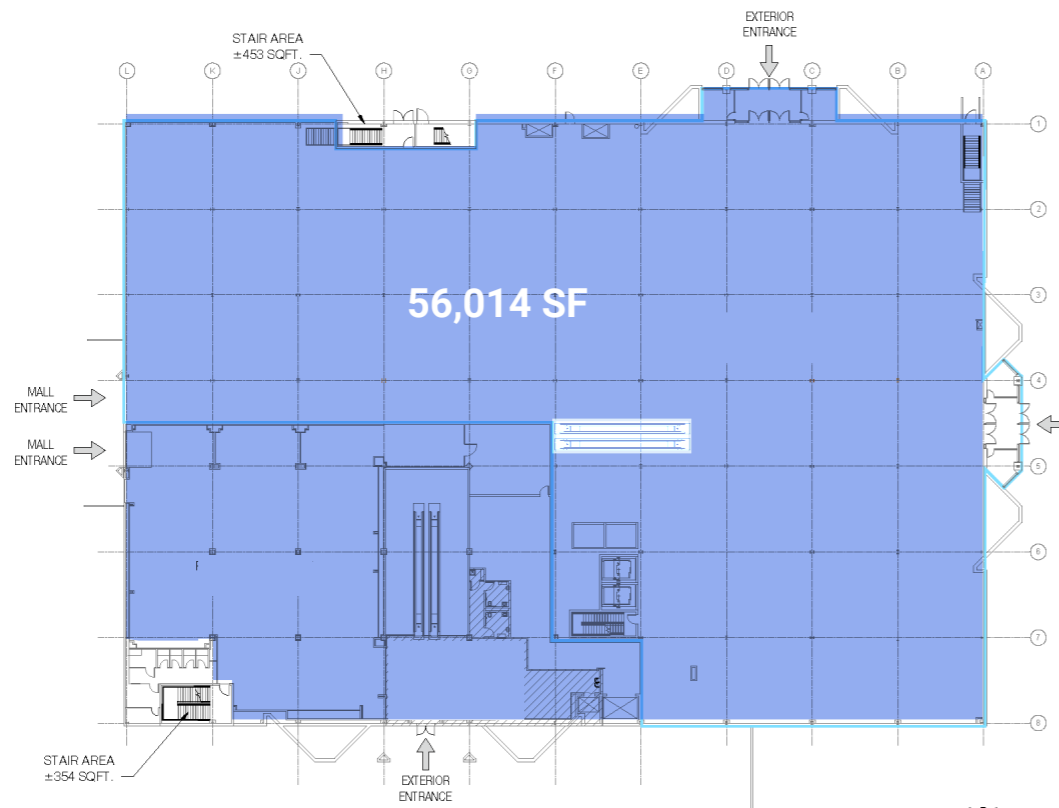

[Click here for full Willow Grove Park shop directory](#)

Floor Plans

2nd Floor 56,014 SF

Multiple interior and exterior entrances and exit points.

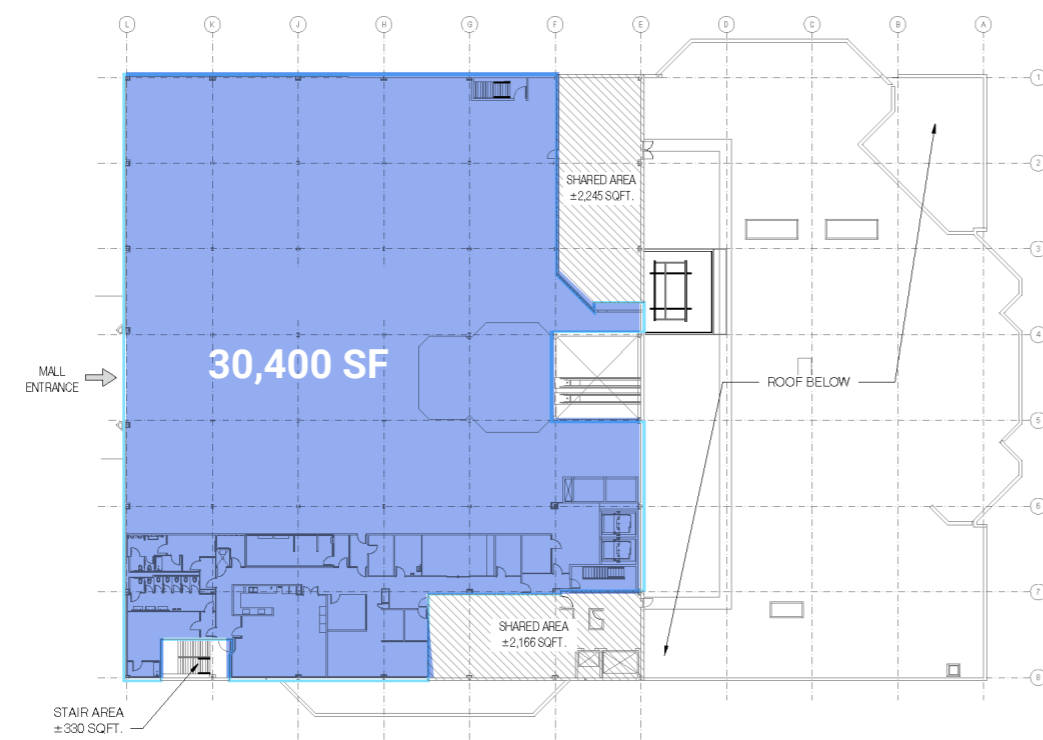
Connected to 3rd floor via escalator. Common area restrooms adjacent to egress stairs.



3rd Floor 30,400 SF

Interior mall entry/exit point.

Connected to 2nd floor via escalator. In-suite restrooms located near egress stairs.



Willow Grove is a retailer's paradise.

Renowned for its robust assortment of shops, services, restaurants, and entertainment venues, Willow Grove draws shoppers from across the region and is a solidified destination for retail and leisure.

NEARBY DESTINATION DRIVETIMES

KING OF PRUSSIA MALL
25
MINUTE DRIVE

TEMPLE UNIVERSITY
40
MINUTE DRIVE

DOWNTOWN PHILADELPHIA
40
MINUTE DRIVE

TRADE AREA MAP



OVER 5 MILLION ANNUAL VISITS



Ready to set up shop?

Get in touch with our listing agents for additional details or to schedule a tour!



MARK ANDERSON
Senior Vice President | Pittsburgh
Retail Brokerage
412 515 8521
marke.anderson@colliers.com

TODD SUSSMAN
Senior Vice President | Philadelphia
Retail Brokerage
215 928 7575
todd.sussman@colliers.com

JONATHAN LEVINSON
Senior Associate | Pittsburgh
Retail Brokerage
412 515 8521
jonathan.levinson@colliers.com

30,400 - 86,414 Sq. Ft. across Two Stories



colliers.com/pittsburgh