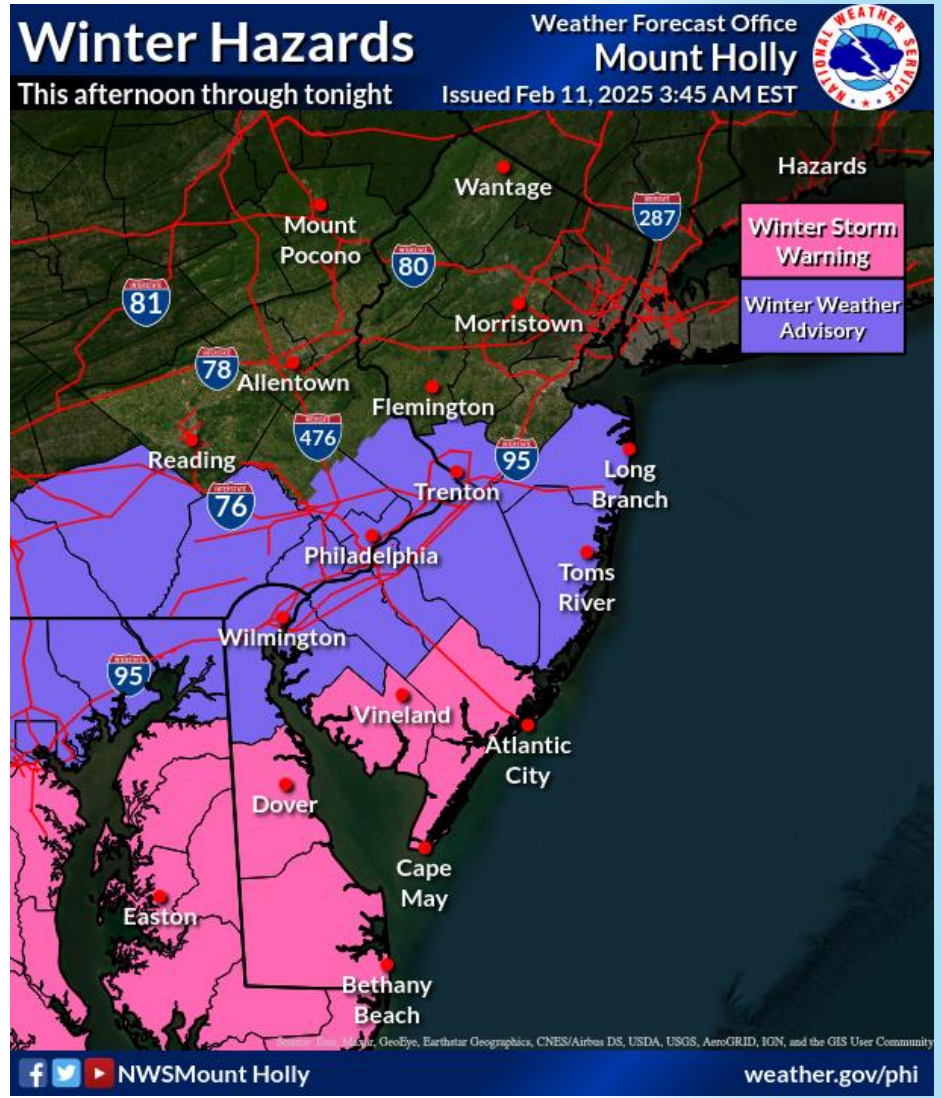


February 11-12 Snow



Decision Support Briefing #4
As of: 5 AM Tuesday, Feb 11, 2025

What Has Changed?

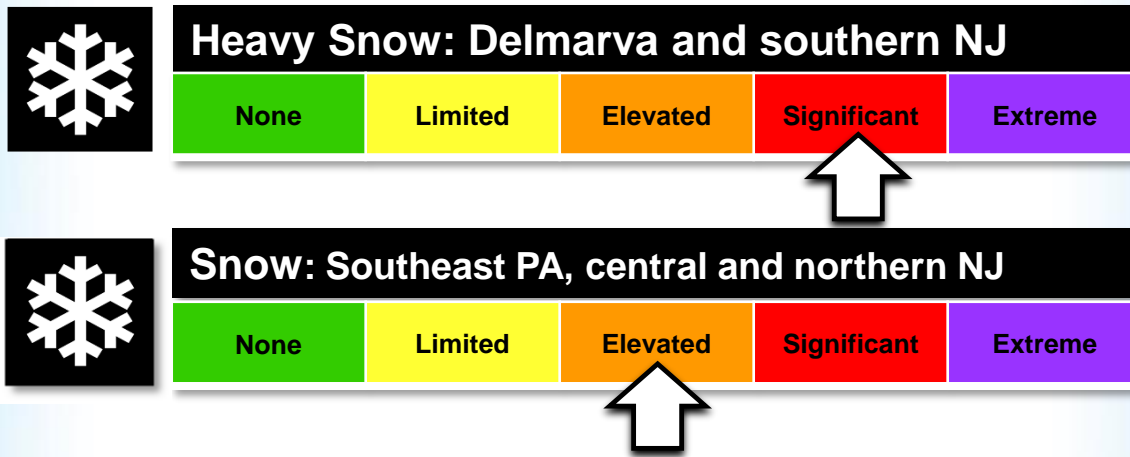
✓ *No significant changes.*



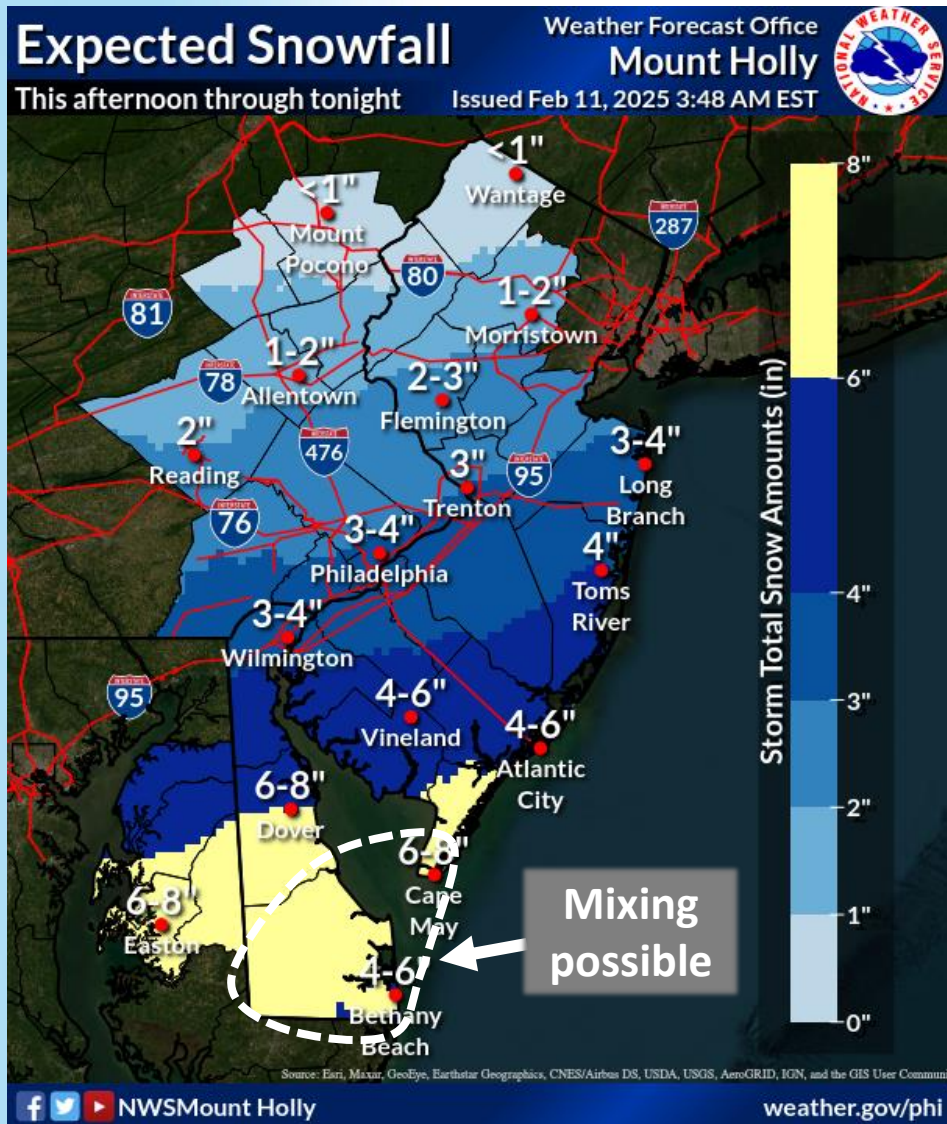
Main Points

Hazard	Impacts	Location	Timing
Heavy Snow 	<p>Widespread moderate to heavy accumulating snow will create dangerous driving conditions. The snow will impact this evening's and/or Wednesday morning commutes.</p>	<p>Delmarva and southern New Jersey within the <u>Winter Storm Warning</u> area.</p>	<p>Snow begins as early as this afternoon, ending late tonight or early Wednesday morning. Heaviest snow between 6 PM and 1 AM tonight.</p>
Snow 	<p>Widespread light to moderate accumulating snow could create hazardous driving conditions. The snow will impact this evening's and/or Wednesday morning commutes.</p>	<p>Philadelphia metro area and adjacent portions of southeastern Pennsylvania, central and northern New Jersey within the <u>Winter Weather Advisory</u> area.</p>	<p>Snow begins as early as this afternoon, ending late tonight or early Wednesday morning. Heaviest snow between 7 PM and Midnight tonight.</p>

Summary of Greatest Impacts



Official Snowfall Forecast – Tues PM to early Wed



- ✓ Highest amounts across portions of southern New Jersey and Delmarva.
- ✓ **Snowfall rates up to 1-inch per hour at times mainly in Delmarva and southern New Jersey.**
- ✓ Snow may mix with sleet and rain across portions of southern Delaware toward Cape May County, NJ tonight. This would reduce the total snow amounts.
- ✓ Additional snow and/or wintry mix is forecast north/west of I-95 Wednesday night. **This forecast does not include that period. See later slides for more info on that system.**



Snow Onset Timing

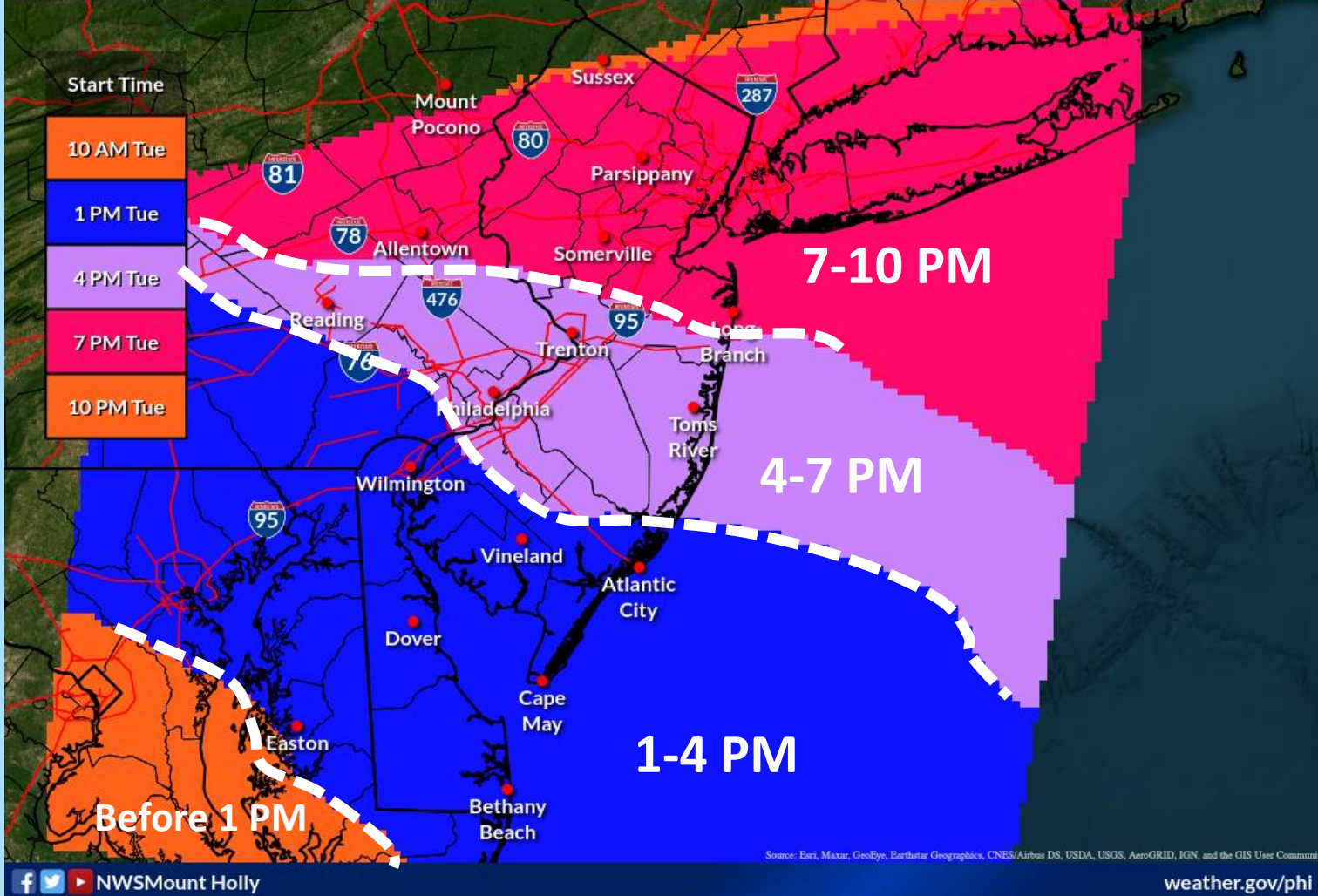
Snow Onset Time

Weather Forecast Office
Mount Holly

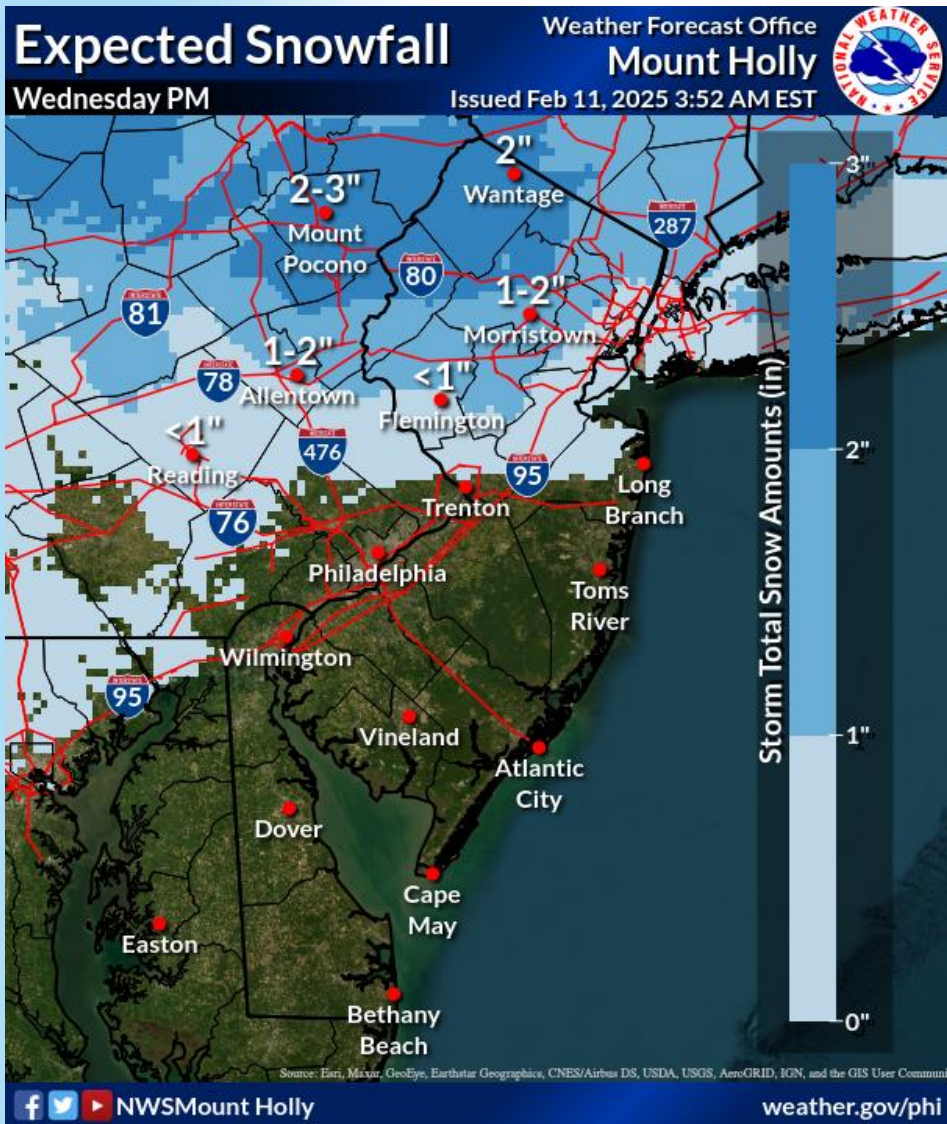


This afternoon and evening

Issued Feb 11, 2025 4:09 AM EST

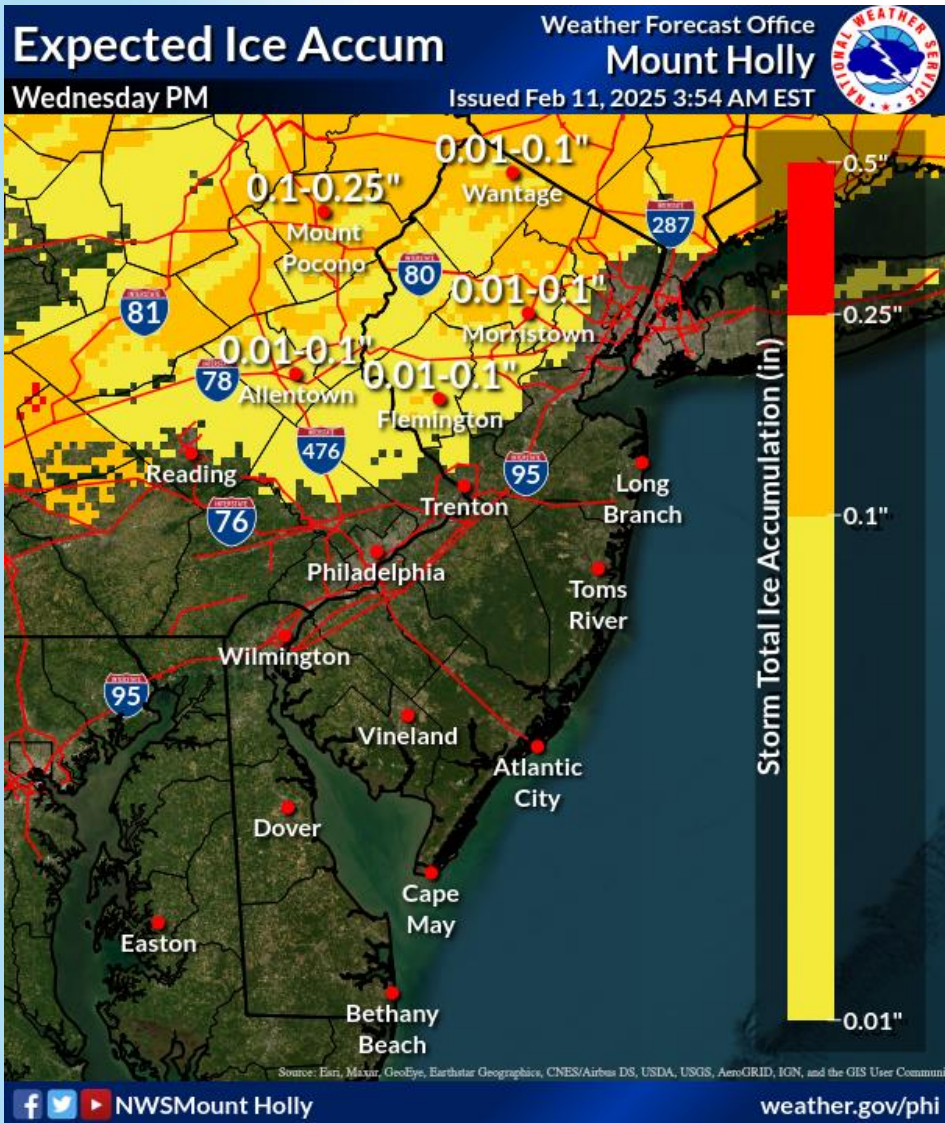


Official Snowfall Forecast – Wed PM to early Thurs



- ✓ Additional widespread precipitation develops late Wednesday afternoon or early evening.
- ✓ Snow changing to a wintry mix, including areas of freezing rain, then to mostly rain from near and north of the I-95 corridor.
- ✓ Wintry mix could impact the Wednesday evening commute.
- ✓ Snowfall totals will depend on how quick milder air arrives above the surface resulting in a change to a wintry mix.

Official Ice Forecast – Wed PM to early Thurs



✓ Amount of icing will depend on how quick the temperatures rise above freezing.

Event Summary

- ✓ Accumulating snow this afternoon through tonight. Snow will end late tonight or early Wednesday morning. The snow will impact this evening's and/or Wednesday morning commutes.
- ✓ Snow accumulations are expected across the region, with the highest totals in Delmarva and southern New Jersey. **Snowfall rates up to 1-inch per hour mainly in the Winter Storm Warning area.**
- ✓ Snow could mix with sleet and rain tonight across portions of southern Delaware toward Cape May County, NJ which would reduce the snow totals there.
- ✓ A break in precipitation should occur for much of the day Wednesday, then snow to a wintry mix, including areas of freezing rain, develops from near the I-95 corridor and especially locations northward late Wednesday afternoon or early evening.

Contact and Next Briefing Information



Next Briefing
*When: By 5 PM Tuesday,
February 11, 2025*

Briefing Webpage:
www.weather.gov/media/phi/current_briefing.pdf



Web:
www.weather.gov/phi



Phone (public):
(609) 261-6600



Facebook:
NWSMountHolly



Twitter:
@NWS_MountHolly

Disclaimer: *The information contained within this briefing is time-sensitive, do not use after the next briefing package issuance*