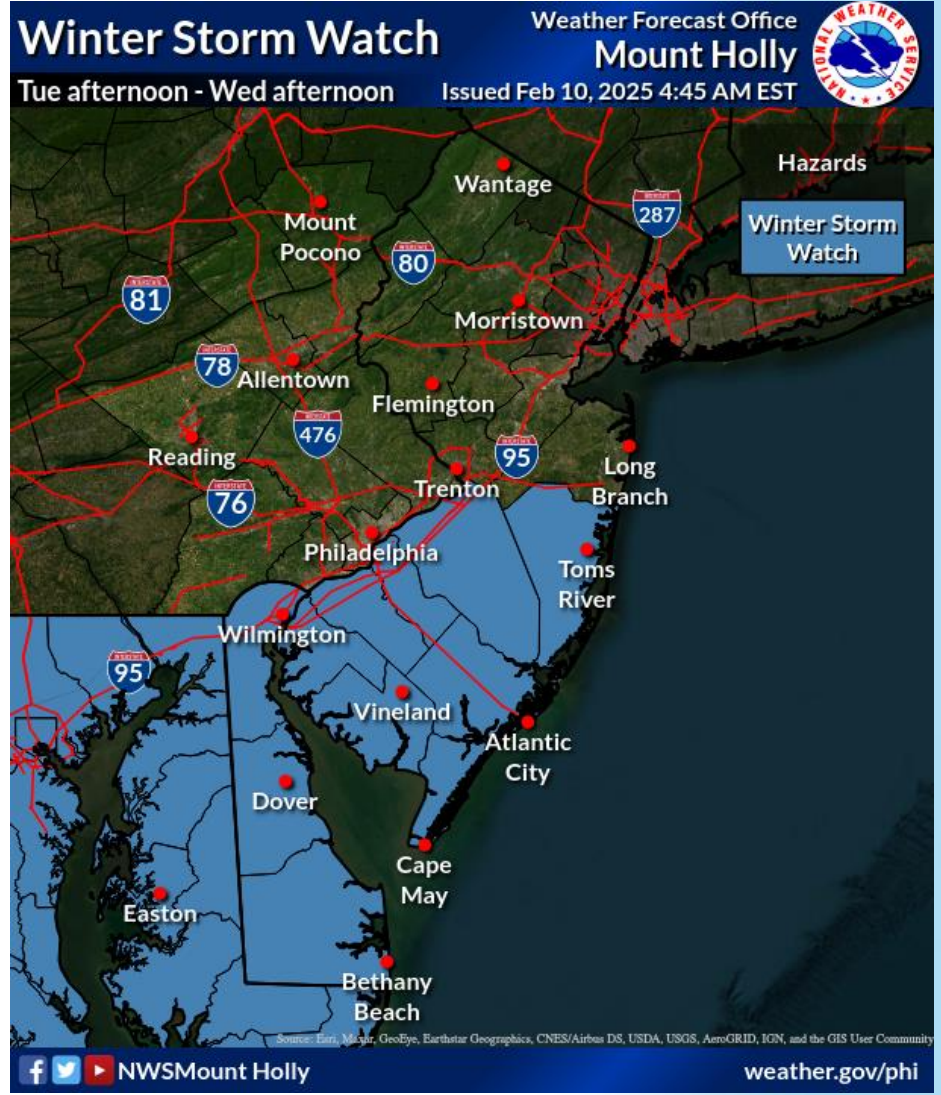


February 11-12 Snow



Decision Support Briefing #2
As of: 6 AM Monday, Feb 10, 2025

What Has Changed?

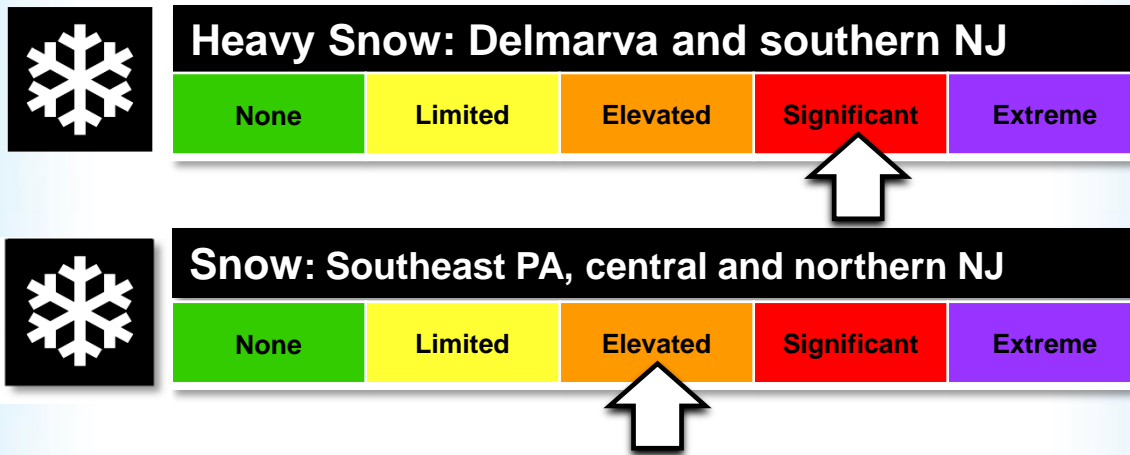
- ✓ No significant changes from previous forecast.



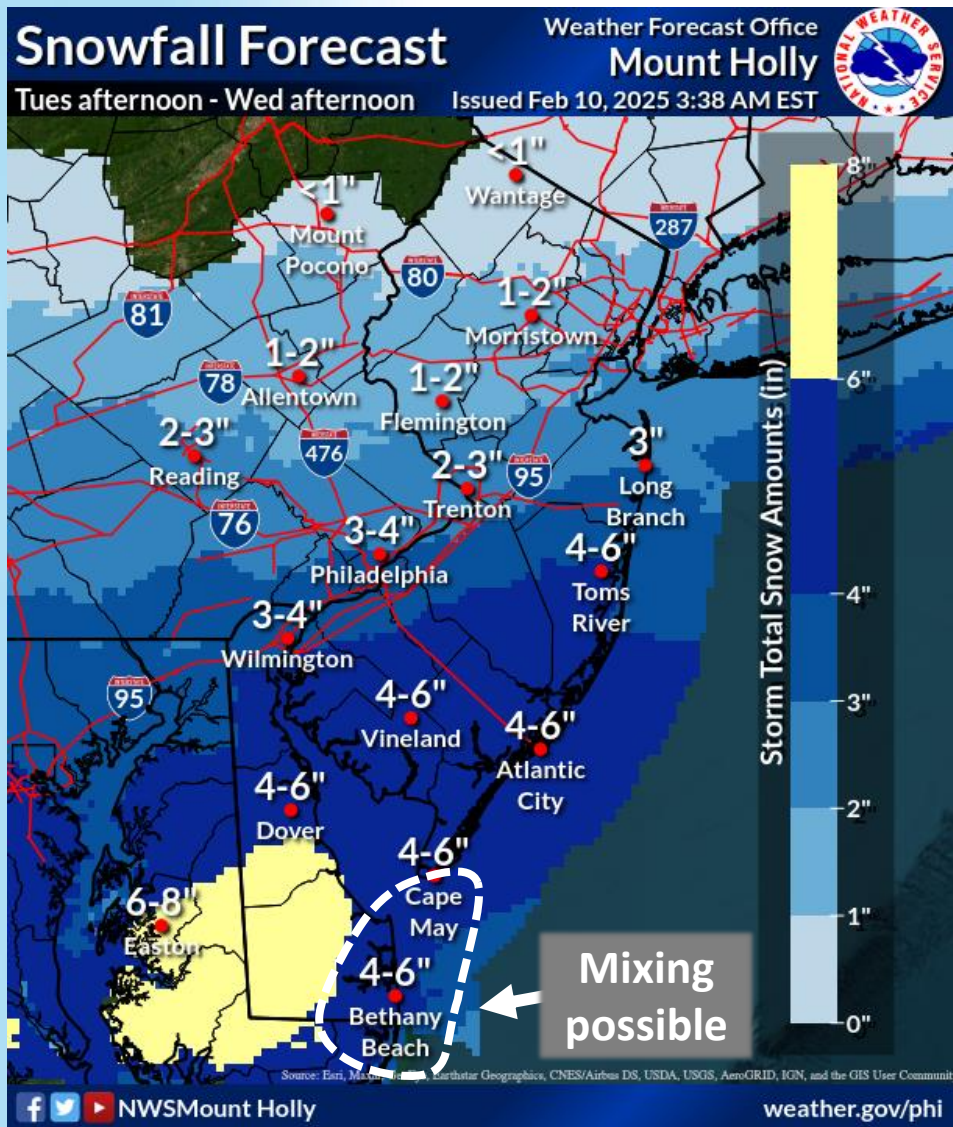
Main Points

Hazard	Impacts	Location	Timing
Heavy Snow 	<p>Widespread moderate to heavy accumulating snowfall could create dangerous driving conditions. The snow could impact the Tuesday evening and/or Wednesday morning commutes.</p>	<p>Delmarva and southern New Jersey</p>	<p>Snow beginning as early as Tuesday afternoon, ending late Tuesday night or Wednesday morning.</p>
Snow 	<p>Widespread light to moderate accumulating snowfall could create hazardous driving conditions. The snow could impact the Tuesday evening and/or Wednesday morning commutes.</p>	<p>Portions of southeastern Pennsylvania, central and northern New Jersey</p>	<p>Snow beginning as early as Tuesday afternoon, ending late Tuesday night or Wednesday morning.</p>

Summary of Greatest Impacts



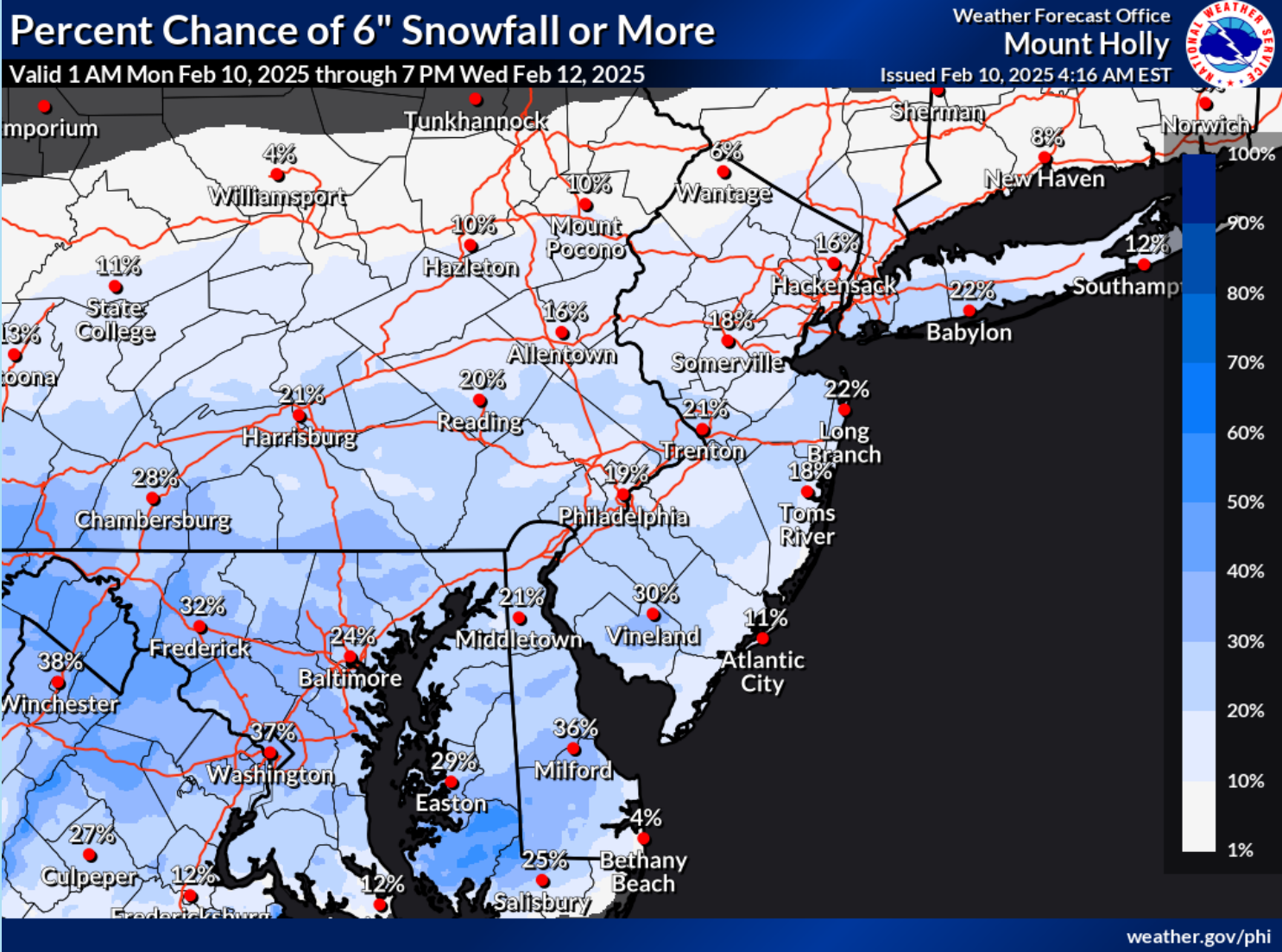
Official Snowfall Forecast



- ✓ Snow beginning as early as Tuesday afternoon, spreading northward
- ✓ Snow ending late Tuesday night or Wednesday morning
- ✓ Generally 4-6" of snow forecast across Delmarva and southern New Jersey, with locally higher amounts of 6-8" possible
- ✓ Between 1-4" of snow forecast between the I-95 and I-78 corridors
- ✓ Snowfall rates possibly greater than 1" per hour in Delmarva and southern New Jersey
- ✓ Additional snow and/or wintry mix possible near and northwest of I-95 Wednesday night. This forecast does not include that period



Probabilistic Snowfall Forecast



Event Summary

- ✓ Widespread accumulating snowfall is expected to move into the region Tuesday afternoon through Tuesday night. Snow will end late Tuesday night or Wednesday morning. The snow could impact the Tuesday evening and/or Wednesday morning commutes.
- ✓ Accumulations are expected across much of the region, with the highest totals expected in Delmarva and southern New Jersey. Snowfall rates greater than 1" per hour and dangerous travel conditions possible in the watch area.
- ✓ Snow could mix with sleet and rain Tuesday night across southern Delaware and Cape May, potentially reducing totals there.
- ✓ Exact storm track and intensity remains uncertain, so remain alert for adjustments to the snowfall forecast.
- ✓ Winds are expected to remain around 10-15 mph or less for the entire event.
- ✓ Additional accumulating snowfall and/or wintry mix possible Wednesday night, with a change to rain anticipated near and south of I-95.

Contact and Next Briefing Information



Next Briefing
*When: By 5 pm Monday,
February 10, 2025*

Briefing Webpage:
www.weather.gov/media/phi/current_briefing.pdf



Web:
www.weather.gov/phi



Facebook:
NWSMountHolly



Phone (public):
(609) 261-6600



Twitter:
@NWS_MountHolly

Disclaimer: *The information contained within this briefing is time-sensitive, do not use after the next briefing package issuance*